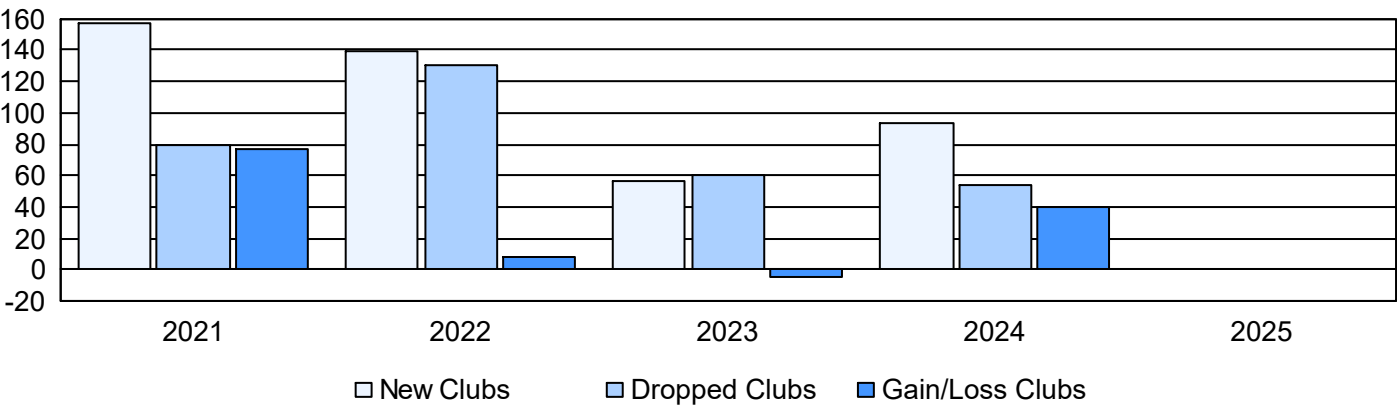
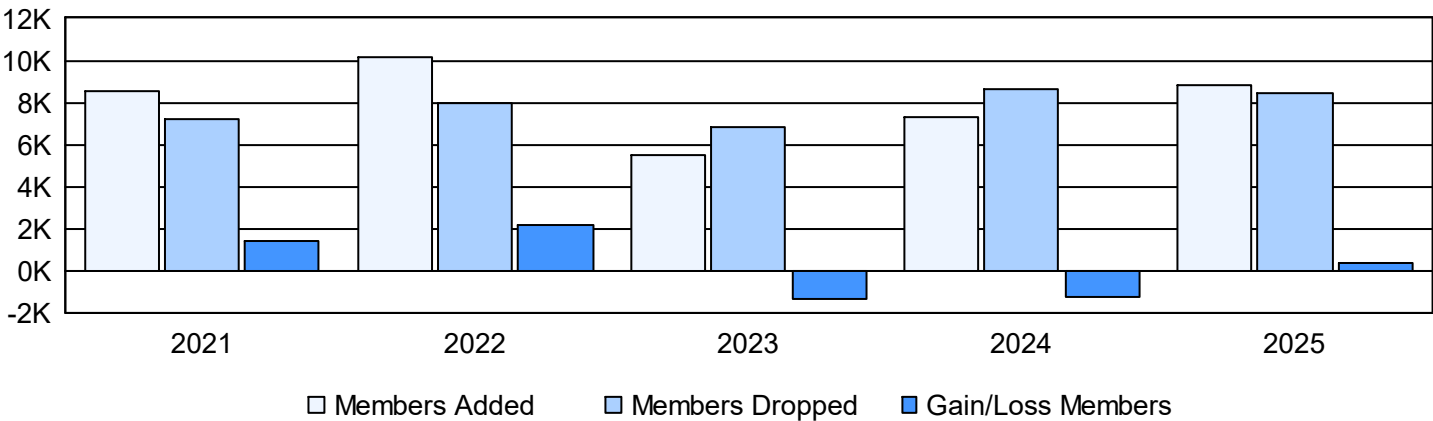


Year	New Clubs	Dropped Clubs	Gain/ Loss Clubs	New Members	Charter Members	Reinstate Members	Transfer Members	Total Member Added	Total Members Dropped	Gain/ Loss Members
2020-2021	157	80	77	3,450	4,254	780	88	8,572	7,204	1,368
2021-2022	139	131	8	5,415	3,739	740	233	10,127	7,976	2,151
2022-2023	57	61	-4	3,015	1,804	441	214	5,474	6,828	-1,354
2023-2024	94	54	40	3,638	2,478	878	330	7,324	8,595	-1,271
2024-2025				4,215	2,664	1,423	489	8,791	8,424	367
Average	112	82	30	3,947	2,988	852	271	8,058	7,805	252

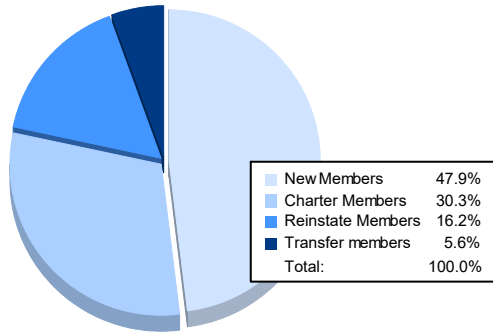
Clubs



Members



Membership Composition June 2025 Cumulative



Gender Composition June 2025 Cumulative

